



DG-3*x*

2.3MP Portable Digital Microscope



The DG-3x is the **extremely** portable digital microscope, the ideal choice for accurate and timely maintenance.

Efficient Lithium-ion Battery Power



- Outdoors
- In plants and production lines
- On business trips

Portable



Observation of Static Structures



- Steel structures and dies
- Engines
- Plant equipment

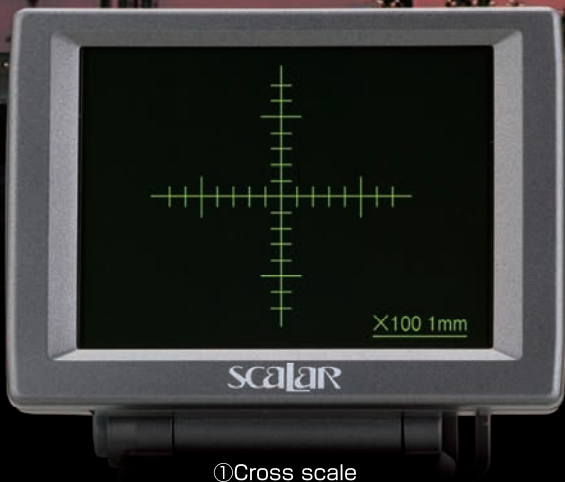
Can be taken into the field for

Non-destructive Testing to Eliminate Disassembly and Removal



- Paint defects
- Galleys, printing materials or mesh
- Mounting of ICs

Actual size



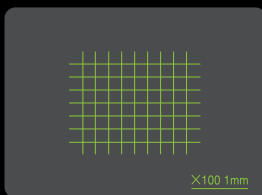
① Cross scale

Grid Editor

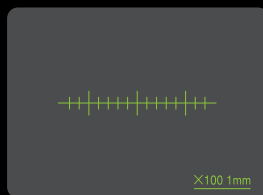
NEW

Extended Grid Displays

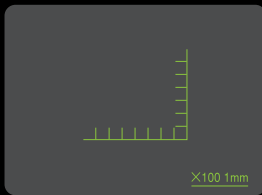
The DG-3x now has seven new grids that help you to grasp the size of the object much easier.




② Grid scale



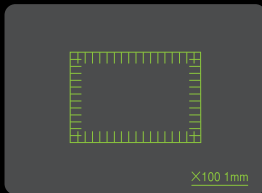
③ Horizontal scale



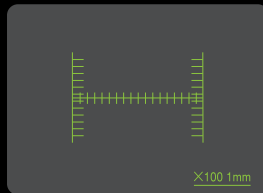
④ Lower right scale



⑤ Upper left scale



⑥ Rectangular scale



⑦ H-scale

Flexible Editing Functions

Grid Editor, a Windows application (for Windows 2000, XP and Vista) allows the user to freely select extended scale patterns, display sequence, scale display color and other features on a computer.

All of the DG-3x grids are fully calibratable.



A brighter 3.5 inch LCD monitor

NEW

30% Brighter LCD

The brightness of the TFT LCD is 30% greater than that of the previous model and the viewing angle has been increased.



High brightness monitor


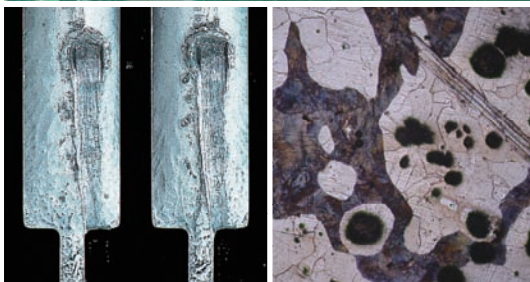



Monitor in previous model

A versatile yet easy-to-use, next-generation, digital microscope

2.3MP High Resolution

The 2.3MP high-resolution CCD increases the accuracy of analysis gathered from observations in the field for research and development applications. With its brilliant monitor, the image quality is truly state of the art.



Scale and Magnification Displays make it easier to gauge actual size for reliable image management

The monitor displays scale and magnification. These values may be recorded on the image to preserve your findings.



Light and Easy to Carry

The DG-3x is light and compact. At a mere 490g, it is the lightest self-contained portable microscope in the world. Its lithium-ion battery provides for 1.5 hours continuous use. An A-C adapter comes standard for extended in-house use.



Touch and View

Recording is as easy as bringing the lens into contact with the subject. Subjects that defy transportation, disassembly, removal or processing can thus be digitally captured for subsequent analysis.



CF Card for Data Recording

A CF card stores recorded JPEG images for subsequent transfer to computers, printers and other external devices. Enhance your reports with striking images when text alone will not suffice.



Group Presentations

Connect the DG-3x to an external monitor to be able to show your images to groups of people, saving valuable time. Record your findings by connecting it directly to a DVD recorder.



2X Zoom and Focus Bar for Easy Focusing

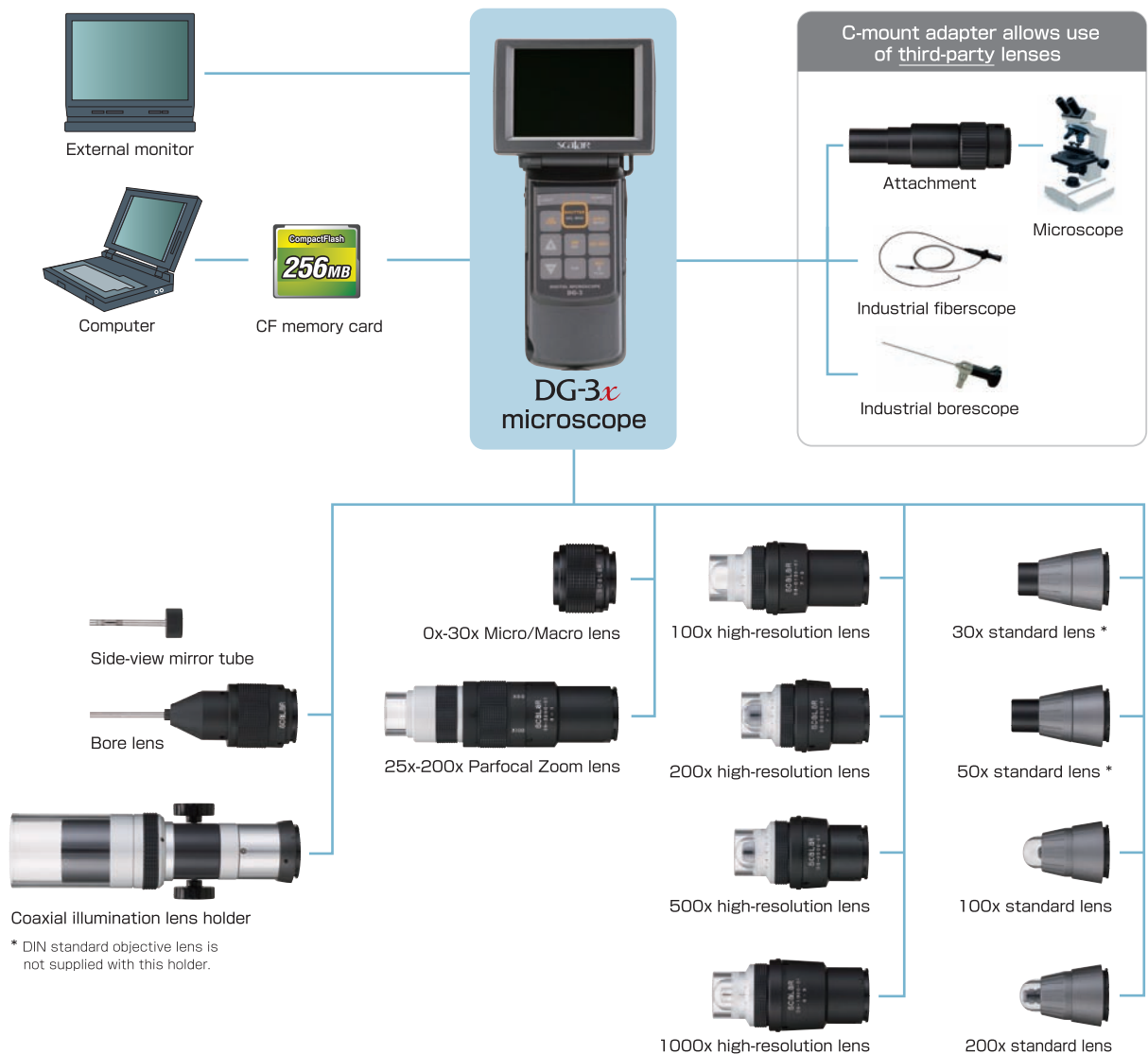
The DG-3x has two functions which will help anyone produce perfectly focused images. It has a 2x button that will help you to check for clarity of the image prior to capturing it as well as a digital focus bar that indicates the sharpness of the images.

A Full Line of Optional Accessories

A wide variety of lenses with different magnification and illumination features make it possible to build an observation system that is perfectly tailored to specific imaging needs. The microscope is C-mount compatible in order to accept a broad range of C-mount lenses, endoscopes and microscopes. We also provide a variety of stands to help insure you get just the right image.



DG-3x System Overview



* DIN standard objective lens is not supplied with this holder.

* Reflective / Non-Reflective lens also available

Stand and Stand Adapter lineup



PR-ST11XY stand



Flexible stand

Stands



Vertically adjustable stand



Flexible stand
(with magnetic base)

Stand
Adapters



Stand adapter



Lens clamp

DG-3x

Basic Set

- DG-3x main unit
- Grid Editor software (CD-ROM) and user's guide
- 256 MB CF memory card
- C-mount adapter
- Video output cable
- AC adapter
- Rechargeable lithium-ion battery
- Battery charger and AC cord
- Neck strap
- User's Guide
- Carrying case

* Optional accessories

- Lens unit with built-in light source
- Stands and stand adapters
- Remote shutter

DG-3x specifications

Image capture element	1/1.75 inch interlace scanning CCD (Aspect ratio 3:2, RGB original color filter square pixel)
Pixels	Total pixels approx. 2.3MP (1901 (H) x 1212 (V)) Effective pixels approx. 2.19MP (1816 (H) x 1208 (V))
Mount	Scalar DG mount (C-mount compatible with C-mount adapter attached)
Shutter speed	1/45-4 sec
Storage medium	CF memory card ● NORM mode : 1792 x 1184 pixels, approx. 500 kb ● FINE mode : 1792 x 1184 pixels, approx. 900 kb ● ZOOM mode : 896 x 596 pixels, approx. 500 kb
CF memory card Number of recordable images (* Number of images will depend on type of images captured.)	● NORM mode : approx. 638 images with 256 MB card ● FINE mode : approx. 283 images with 256 MB card ● ZOOM mode : approx. 638 images with 256 MB card
Monitor	3.5 inch 230,000 pixel TFT LCD (960 x 240 dots)
Video output	NTSC
VIDEO OUT terminal	3.5 mm monaural minijack (LCD monitor side)
REMOTE terminal	2.5 mm stereo minijack (doubles as external flash synch)
DC IN terminal	EIAJ standard type-2 DC jack (center plus)
Light switch	Light A, light B interchangeable (for lenses with built-in light sources)
Output voltage	5 V, maximum output current 250 mA
Input voltage	6.0 V DC $\pm 5\%$, 1 A; battery operation : 6.0-7.2 V DC $\pm 5\%$
Power consumption	Approx. 6 W (microscope only)
Battery running time	Consecutive monitor use : 1 to 1.5 hrs. (depends on user settings) Consecutive recording : 1 hr (depends on user settings)
LED for power check	Power on...green LED on Low battery...red LED on Power off...both LEDs off
Mass	Approx. 370 g (microscope only) Approx. 490 g (with batteries and CF card)
External dimensions	98 x 201.5 x 68 mm
Installation screw	Camera screw
Operating environment	0 to 40°C
Storage environment	-10 to 55°C
Operating and storage humidity	30-85% (no condensation)

SCALAR
IMPRESSIVE WORKS

Scalar Corporation
<http://www.scalar.co.jp>

Head Office:

Shinjuku San-Ei Building 2F, 1-22-2
Nishi-Shinjuku, Shinjuku-ku, Tokyo 160-0023 Japan
TEL : 81-3-3348-0181 (main line)
FAX : 81-3-3348-0188
E-mail : sales@scalar.co.jp